



GUNTERSVILLE CITY

SCHOOL SYSTEM SNAPSHOT: 2021 EDITION*

P.O. Box 129 | Guntersville, AL 35976 | (256) 582-3159


Superintendent

Dr. Ric Ayer (Interim)

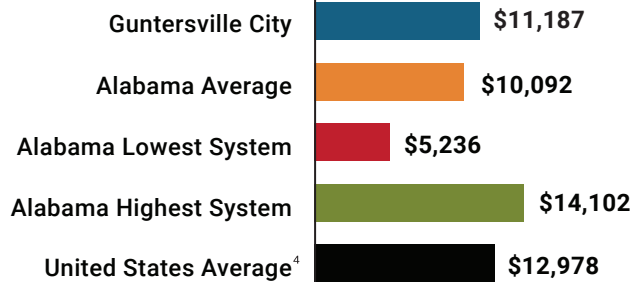
Board Members

Whitney Mastin, Laura Roberts, Jim Beard, Trey Giles, Scott Langford






 **\$1,466,640**
Cost of One Month's
Operation/General Fund

 **1.47**
Number of Months
Reserve Balance

Total Per-Pupil Expenditures (PPE)

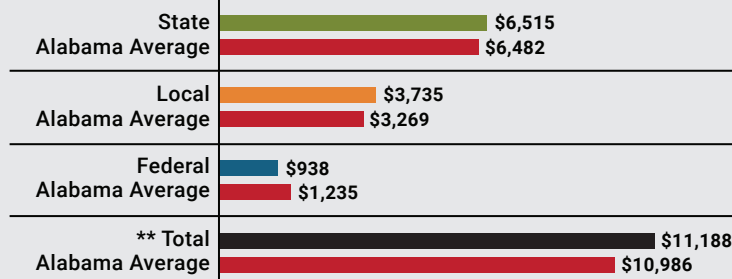


By the Numbers

	Schools¹	4
	Students/ADM²	1,840
	Free & Reduced Lunch	46%
	Community Eligibility Program	33%
	Number of Route Buses³	13
	Buses 10 yrs. old or less.....	77%
	Students Bused.....	651
	Full-Time Employees	230
	Teachers.....	115
	Principals/ Assistant Principals.....	6
	Counselors.....	5
	Librarians.....	4
	Other Certified Employees.....	5
	Support Personnel.....	95

Per-Pupil Revenue Sources

Guntersville City Revenue Sources



93
STATE
RANK

30
LOCAL
RANK

109
FEDERAL
RANK

OVERALL SYSTEM RANK 49

** Total Revenue Among 137 School Systems

¹ Schools with enrollment, including Alternative and Career Technical Education

² Average Daily Membership

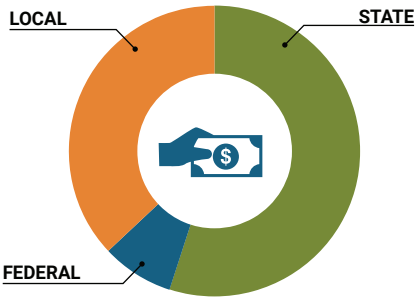
³ Data collected in FY19 and used for FY21 funding

⁴ 2019-2020 NEA Rankings of the States

* THIS REPORT INCLUDES FISCAL YEAR 2019 DATA

School System Revenue

How was your school system funded?¹



\$11,989,454	STATE	55%
\$1,726,350	FEDERAL	8%
\$8,138,557	LOCAL	37%
— \$1,414,980	Local 10-Mill Match	
\$6,723,577	AVAILABLE LOCAL REVENUE	

VALUE OF 1-MILL
For Your School System

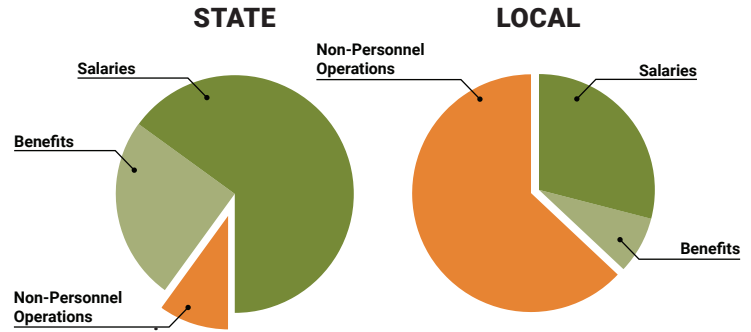
\$141,498

School System Spending

How did your school system spend state & local dollars?¹

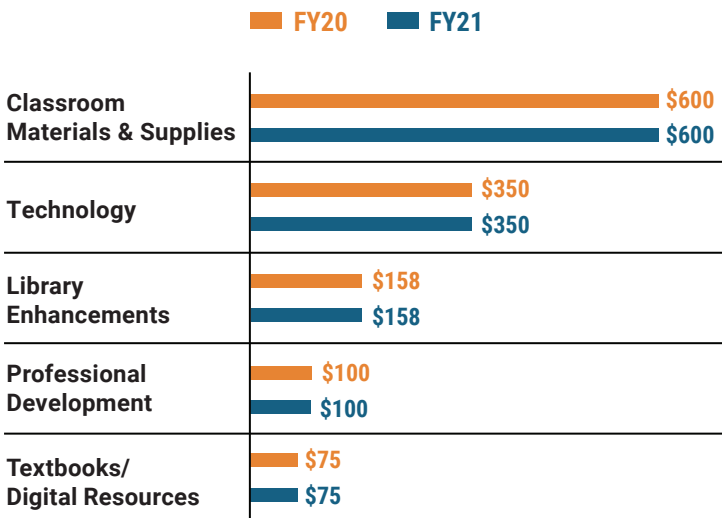
	STATE SPENDING ^{2,3}	LOCAL SPENDING ²
Salaries	\$8,548,551	\$1,548,956
Benefits	\$3,302,949	\$438,181
Non-Personnel Operations	\$1,293,875	\$3,328,446
TOTAL	\$13,145,376	\$5,315,584

¹ Revenues and expenditures may contain nominal variances
² Does not include debt service or capital outlay
³ Includes 10-mill match
⁴ Such as utilities, operations & maintenance, etc.

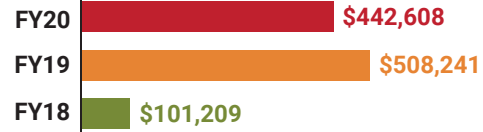


Only 10% of state funding is available for non-personnel expenditures⁴

Instructional Support



Educational Advancement & Technology Fund⁵



⁵ These one-time supplemental funds may be used for repairs and deferred maintenance, classroom instructional supplies, insurance for facilities, transportation, technology and school safety measures.

System Debt

TOTAL DEBT⁶	DEBT PER STUDENT
\$8,030,353	\$4,364

⁶ The debt totals in system audit reports may differ due to audit adjustments.



ALABAMA
ASSOCIATION OF
SCHOOL BOARDS

Sally Smith, J.D.
Executive Director

Lissa Tucker, J.D.
Director of Government Relations

43 South Jackson Street
Montgomery, Alabama 36104

1-800-562-0601 | AlabamaSchoolBoards.org

@AlaSchoolBoards Facebook.com/AlabamaSchoolBoards